

# Pyxis<sup>®</sup>

## SP-350P HANDHELD Quick-Start Guide




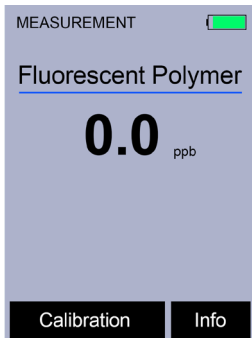
### FOR PROPER MAINTENANCE:

Use Pyxis Lab<sup>®</sup> PTAG1010 Calibration Solution (100ppb PTSA + 10ppm Tagged Polymer) & our Handheld Cleaning Kit.


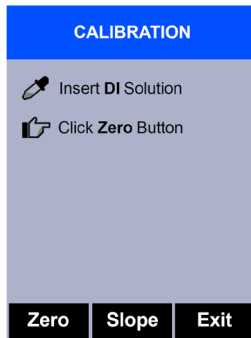


# Fluorescent Polymer Calibration Procedure

Press the 'Left' or 'Right' arrow button to select 'Calibration'



Rinse (3x) & insert DI Water into the sample well, then select 'Zero'



Rinse (3x) & insert PTAG1010 Solution. Then select 'Slope'



A success message will appear, & your unit is now calibrated.

